


CJT — Concealed Joist Tie

Material:

Carbon Steel 2.7mm thick

Finish:

ZMAX® Galvanised  **MEDIUM**

Size:

See illustration on the right and table below

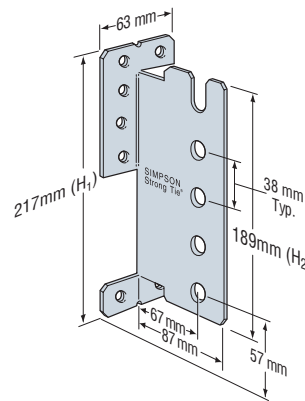
Features & Benefits

- Manufactured in heavier gauge steel for a stronger connection
- Can be installed three ways: with no routing of the header/post or beam (for a quicker installation) or with the header/post or beam routed for a flush look
- Joists can be sloped up to 45° angle with full table loads
- This connector can be used for end of header joists or corner connections
- Tested and load-rated engineering data available
- Suitable for Glulam and solid sawn timber
- All pins and fasteners needed for installation are included

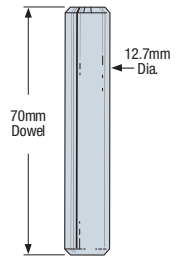
Features & Benefits

- Use all specified fasteners
- Strong-Drive SDS Heavy-Duty Connector screws install best with a low speed high torque drill with a 3/8" hex head driver

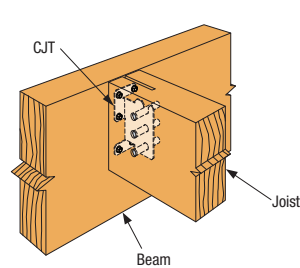
Construction Details



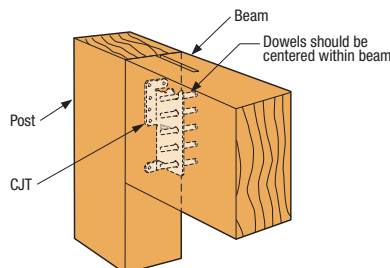
CJT5ZS
(Others similar)



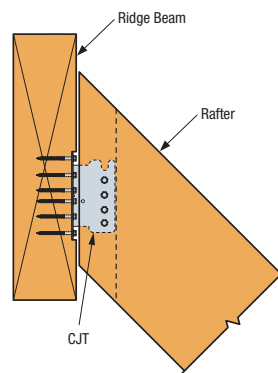
Chamfered Steel Dowel



CJT Joist to Beam Installation



CJT Beam to Post Installation



CJT Installation - Rafter to Ridge Beam Connection

Technical Data

Model No.	Min. Joist Size	Dimensions (mm)		Fasteners		Uplift k1 = 1.14	Design Capacity (kN)	
		H1	H2	Post (No. – Length x Dia., mm)	Joist Pins5 (No. – 12 x 70 or 120 mm)		Floor k1 = 0.69	Roof k1 = 0.77
CJT3ZS	85 x 150	141	113	6 – SDS6.4 x 76	3	2.90	6.86	6.86
	85 x 190	141	113	6 – SDS6.4 x 76	3	4.74	8.43	8.43
CJT4ZS	85 x 230	178	151	8 – SDS6.4 x 76	4	7.24	13.22	13.22
CJT5ZS	85 x 290	217	189	10 – SDS6.4 x 76	5	9.47	19.12	19.12
CJT6ZS	85 x 290	254	227	12 – SDS6.4 x 76	6	12.08	22.00	22.00

1. Design Capacity is the lesser of (1) the Characteristic Capacity multiplied by the Australian Capacity Factor, and applicable the k modification factors following AS 1720.1 and (2) the Serviceability Capacity which is the load at 3.2mm joint slip. Design Capacity is the minimum of test data and structural joint calculation.
 2. The Capacity Factor (ϕ) is 0.85 for nails and screws for structural joints in a Category 1 application. Reduce tabulated values where other Category applications govern.
 3. Duration of Load Factor (k1) is as shown. Reduce Duration of Load Factor where applicable. Capacities may not be increased.
 4. Timber species for joint design is seasoned Radiata Pine, which is Australia Joint Group JD4 per AS 1720.1 Table H2.4
 5. Centre dowel in beam. Short dowel (70 x 12mm) for use with a timber member with a breadth of 85mm