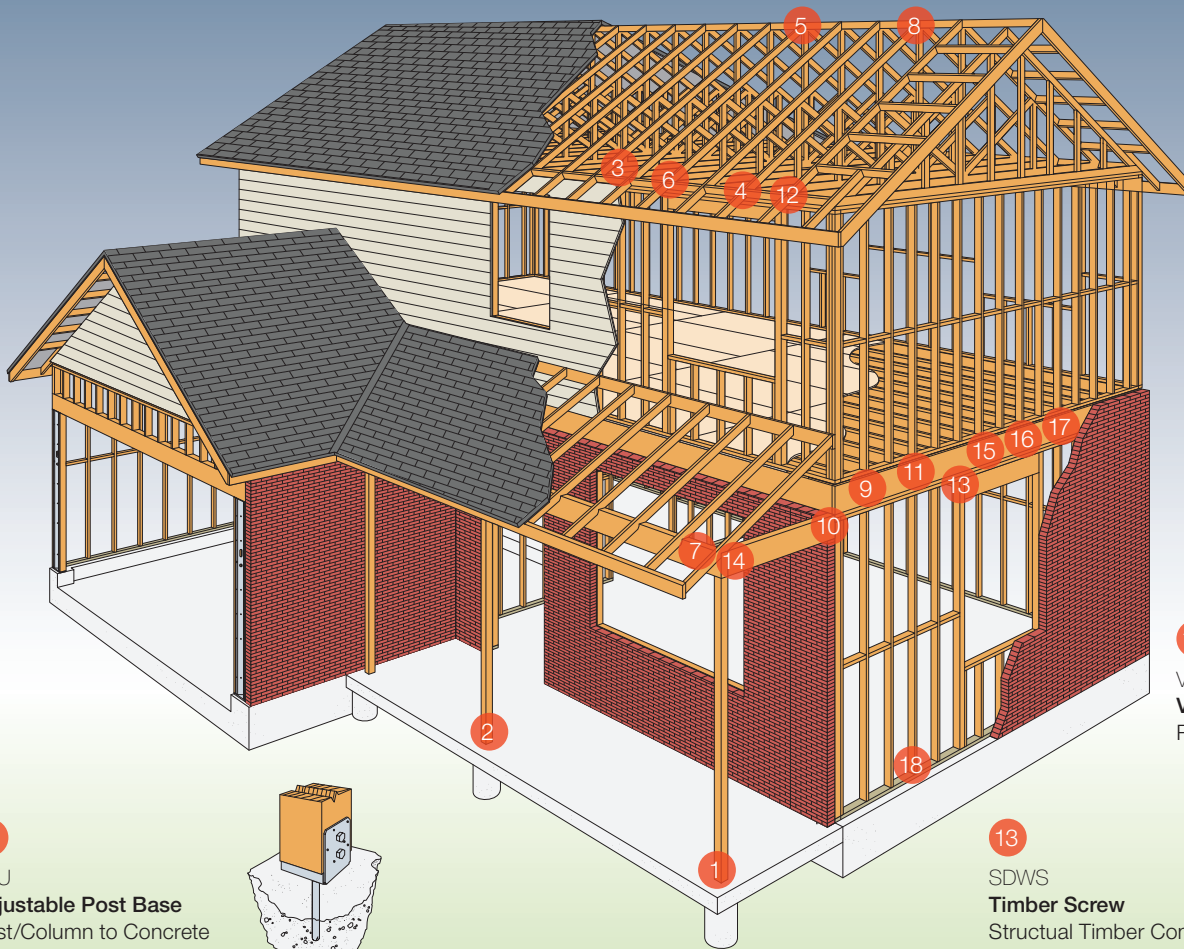
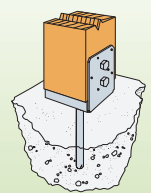


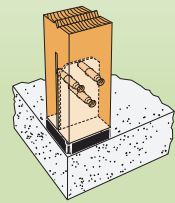
ENGINEERED STRUCTURAL CONNECTIONS



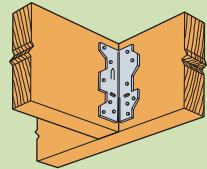
1
ABU
Adjustable Post Base
Post/Column to Concrete



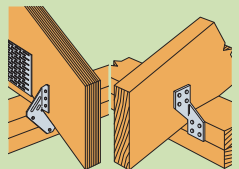
2
CPT
Concealed Post Base Tie
Post/Column to Concrete
*Available in SS for exterior applications



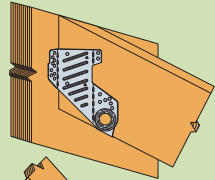
3
A34 A35
Reinforced Angle Bracket
Two & Three-way Ties



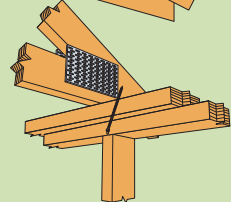
4
H1.81Z H2.5A H3 H6
Hurricane Tie
Truss/Rafter to Top Plate
Joist to Bearer



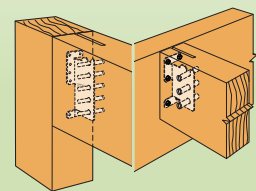
5
LSSR
Slopeable & Skewable Rafter Hanger
Rafter/Joist to Beam




6
SDWC (orange)
Truss Screw
Truss/Rafter to Top Plate



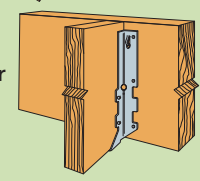
7
CJT
Concealed Joist Tie
Joist/Post to Beam
*Suitable for interior applications only



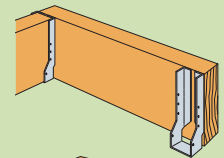
8
RR47
Ridge Rafter Connector
Rafter to Ridge Beam



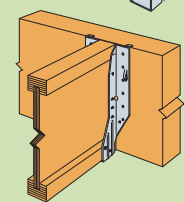
9
LUS
Double Shear Joist Hanger
Joist to Header/Beam



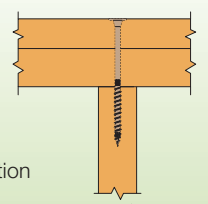
10
IUC HUC SAIX
Face Fix Concealed Joist Hanger
Joist to Header/Beam



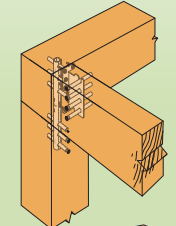
11
IUSE
Face Fix I-Joist Hanger
I-Joist to Header/Beam



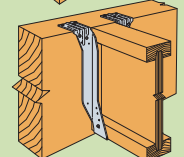
13
SDWS
Timber Screw
Structural Timber Connection



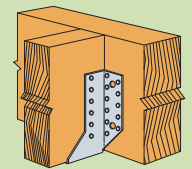
14
CBT
Concealed Beam Tie
Concealed Corner
*Suitable for interior applications only



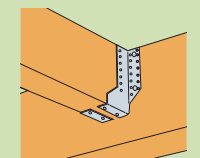
15
BA
Top Fix I-Joist Hanger
I-Joist to Header/Beam



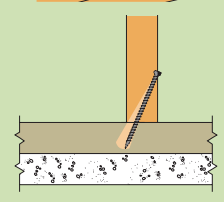
16
SAE
Heavy Duty Face Fix Joist Hanger
Joist to Header/Beam



17
SDE
Split Joist Hanger
Joist to Header/Beam



18
SDWC (black)
Truss Screw
Stud to Bottom Plate



19
THD
Titen HD Heavy Duty Screw Anchor - Concrete & Masonry Bottom Plate Anchor
BRANZ Appraised Approval No. 983 (2018)
Titen HD® THD10MG THD12MG

20
AT-HP BLUE & SET-XP
High-Performance Anchoring Adhesive Chemical Anchor
BRANZ Appraised Approval No. 983 (2018)

21
HTT4-KTM
Bracewall Holdown Kit Stud/Bottom Plate to Concrete
BRANZ Appraised Approval No. 983 (2018)
Titen HD® THD12150MG

22
HDU
Heavy Duty Holdown Stud/Bottom Plate to Concrete

23
MPB
Moment Post Base Post/Column to Concrete

STAINLESS STEEL CONNECTORS FOR OUTDOOR STRUCTURES

24
H3 SS H2.5A SS
Hurricane Tie Decking Joist Tie Down

25
E5 SS
Reinforced Angle Bracket Deck Joist Fixing

26
BC SS
Post Cap Post to Bearer

27
TA9 SS
Staircase Angle Tread to Stringer
*Use SDS SS Heavy Duty Connector Screws

28
LSC SS
Light Staircase Stinger Connector Stringer to Beam/Header

29
A34 SS & A35 SS
Reinforced Angle Bracket Two & Three-way Ties

30
SD SS
Connector SS Screw
Fits most SS connectors, available in 38mm & 64mm

31
ABU SS
Adjustable Post Base Post/Column to Concrete

32
SAIX SS
Face Fix Concealed Joist Hanger 90mm Joist to Header/Beam

33
SDWS SS
TIMBER SS Screw Structural Timber Connection

34
LUS SS
Double Shear Joist Hanger Joist to Header/Beam

35
SAEX SS
Heavy Duty Face Fix Joist Hanger 90mm Joist to Header/Beam