


LDSS

Light Diaphragm Spline Strap for Mass Timber

SIMPSON
Strong-Tie



A faster, more economical spline connection than plywood

The LDSS light diaphragm spline strap is designed to be placed directly on top of CLT (cross-laminated timber) and other mass timber panels to connect them together. Unlike plywood splines, the LDSS does not require routing. As part of the Simpson Strong-Tie® complete LDSS spline solution, the steel strap installs easily and safely using our PRO300SG2A Quik Drive® tool with innovative nose clip and collated Strong-Drive® WSV Subfloor screws. The LDSS features an innovative embossed hole design that helps guide the installation tool and increase fastener capacity.

Materials

- 1.5mm Carbon Steel

Finish

- Zinc Galvanized, Z275

Features & Benefits

- No routing required; the strap can be placed directly on top of mass timber panels, reducing manufacturing time and cost
- Less susceptible to moisture damage than plywood splines, reducing need for expensive repairs
- Embossed hole helps guide the installation tool into the hold and increases capacity per fastener
- Tested for in-plane shear values
- Can be used as part of a complete spline solution throughout a project for faster installation and to save on the total cost of spline connections
- Can be installed in standing position when used with Quik Drive® and optional nose clip



LDSS48

Simpson Strong-Tie® Australia
Call **1300 STRONG** (1300 787 664)
www.strongtie.com.au

Simpson Strong-Tie® New Zealand
Call **09 477 4440**
www.strongtie.co.nz

Simpson Strong-Tie Limited Warranty: For the Limited Warranty that applies to Simpson Strong-Tie products, please consult www.strongtie.com.au/warranty or www.strongtie.co.nz/warranty. To obtain a copy of the Limited Warranty, contact us at info.au@strongtie.com or info.nz@strongtie.com, or at the number provided here. The Limited Warranty contains important disclaimers, limitations and exclusions, and applies only if the products have been properly specified, installed, maintained, and used in accordance with the design limits and the structural, technical, and environmental specifications in the Simpson Strong-Tie Documentation. All future purchases of Simpson Strong-Tie products are subject to the terms of the Limited Warranty in effect as of the purchase date.

© 2024 Simpson Strong-Tie Company Inc. F-C-LDSS-AUNZ24

LDSS

Light Diaphragm Spline Strap for Mass Timber



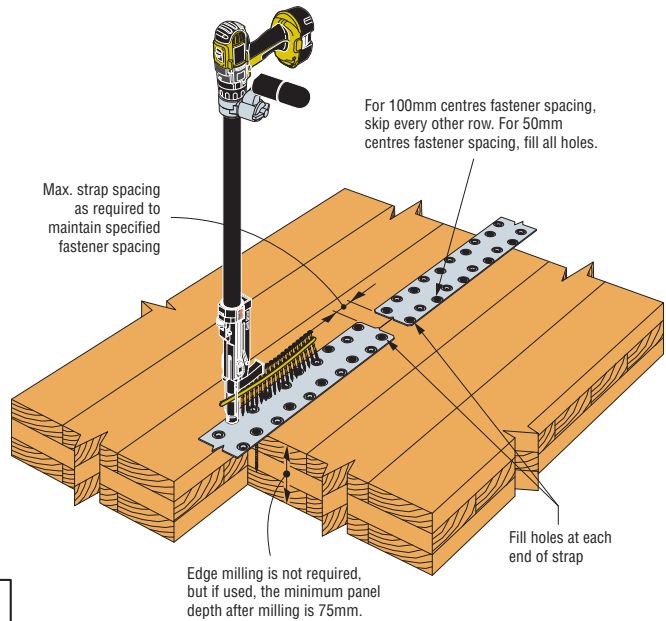
Installation

Quik Drive® Tool Setup


1. Assemble the Quik Drive PRO300SG2 cordless driver tool.
2. Remove the standard Quik Drive noseclip and replace with the PNOSECLIP-LDSS.
3. Calibrate the drive depth of the screw according to the instructions provided with the PNOSECLIP-LDSS. The ideal depth setting locates the bottom of the countersunk head just above the hole in the embossed feature.

Installation

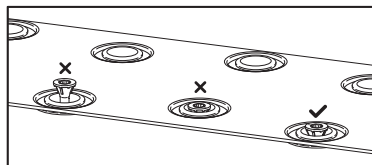
1. Place the strap on the surface of the mass timber panels with the centerline notches aligned with joint between adjacent panels.
2. From a standing position, hold tool perpendicular to the face of the strap and place the noseclip over the embossed feature. Drive the screw. Repeat.
3. Use all specified fasteners. The LDSS has also been tested with 3.75 x 64mm nails for specifiers or contractors who prefer a nailed connection. The embossed hole allows for the use of a power framing nailer using concentric, full round-head nails.



Typical LDSS48 Installation with WSV75SA Screws at 100mm Centres in a Three-Ply CLT Panel



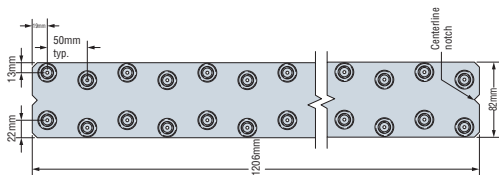
Side Elevation




Correct Installation Depth

Product Information

Model No.	Size (mm)	Box Qty	Individual Barcode	Pack Barcode	Weight ea	Carton Dim. (W x L x H) and weight
LDSS48	1207 x 95 x 1.5	10	707392020523	10707392020520	1.1kg	1206 x 82 x 15mm, 11kg



LDSS48 Dimensions



Packaging - 10x straps bound together

Partner Products


Model No.	Description	Box Qty.
QDPRO300SG2A	PRO300 Attachment. Includes carry case (Excludes Tool)	1
PNOSECLIP-LDSS	Quik Drive Locator Nose Clip for LDSS48 Spline Strap (Suits PRO300 only)	1
WSV75SA	Strong-Drive® WSV 10G x 75mm SUBFLOOR Screw (Collated)	1,000
N10DHDGPT500	Strong-Drive 33° SCN SMOOTH-SHANK CONNECTOR Nail - 64mm x 3.75mm HDG	500
N10DHDGPT2500		2,500
CCN64	CCN64 Collated Connector Nailer - suits 38-64mm 33° SCN and SCNR CONNECTOR Nails	1



QDPRO300SG2A



PNOSECLIP-LDSS



WSV75SA



N10DHDGPT*



CCN64

Simpson Strong-Tie® Australia
Call **1300 STRONG** (1300 787 664)
www.strongtie.com.au

Simpson Strong-Tie® New Zealand
Call **09 477 4440**
www.strongtie.co.nz

Simpson Strong-Tie Limited Warranty: For the Limited Warranty that applies to Simpson Strong-Tie products, please consult www.strongtie.com.au/warranty or www.strongtie.co.nz/warranty. To obtain a copy of the Limited Warranty, contact us at info.au@strongtie.com or info.nz@strongtie.com, or at the number provided here. The Limited Warranty contains important disclaimers, limitations and exclusions, and applies only if the products have been properly specified, installed, maintained, and used in accordance with the design limits and the structural, technical, and environmental specifications in the Simpson Strong-Tie Documentation. All future purchases of Simpson Strong-Tie products are subject to the terms of the Limited Warranty in effect as of the purchase date.