

IHS

I-Joist Hole Support

SIMPSON
Strong-Tie



Designed to strengthen I-joists when holes are required to be cut in locations not normally permitted

The IHS is designed to strengthen I-joists when holes are required to be cut in locations not normally permitted.

Features and Benefits

- Allows holes to be cut 50mm from bearing point, which allows services to run close to external walls.
- Variable hole sizes from 150mm to a maximum width of 350mm
- Supplied as 2 sets of 2 interlocking plates (1 set per side of I-joist) which always allows the IHS to be fitted, even when services are already in-situ.
- Helps to eliminate expensive and time consuming joist trimming for pipe runs.
- Can be used on single and double ply I-joists.

Disclaimer:

Before installing this product prior approval from an engineer or I-Joist manufacturer shall be required.



Simpson Strong-Tie® Australia
Call **1300 STRONGTIE** (1300 787664)
www.strongtie.com.au

Simpson Strong-Tie® New Zealand
Call **09 477 4440**
www.strongtie.co.nz

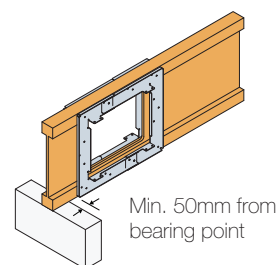
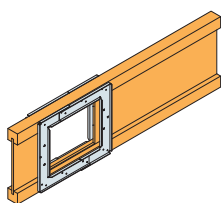
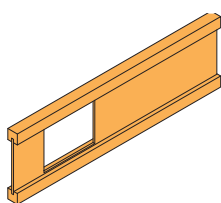
Simpson Strong-Tie Limited Warranty: For the Limited Warranty that applies to Simpson Strong-Tie products, please consult www.strongtie.com.au/warranty or www.strongtie.co.nz/warranty. To obtain a copy of the Limited Warranty, contact us at info.au@strongtie.com or info.nz@strongtie.com, or at the number provided here. The Limited Warranty contains important disclaimers, limitations and exclusions, and applies only if the products have been properly specified, installed, maintained, and used in accordance with the design limits and the structural, technical, and environmental specifications in the Simpson Strong-Tie Documentation. All future purchases of Simpson Strong-Tie products are subject to the terms of the Limited Warranty in effect as of the purchase date.

© 2025 Simpson Strong-Tie Company Inc. F-C-IHS-AUNZ25 03.02.25

Installation

- Each IHS consists of 2 sets of 2 interlocking plates with one set required for each side of the I-joist.
- The outer edge of the holes cut into the web of the I-joist can be a minimum of 50mm from the inner face of the blockwork.
- Holes can be cut into the web of the I-joist before or after installation of the IHS.
- Holes must fit within the internal aperture of the IHS.
- Place the IHS onto the I-joist so that the top and bottom sliding flanges are aligned vertically central onto the top and bottom chords of the I-joist.
- Open or close the IHS to the required width, ensuring that the two sections overlap by at least one row of nails (minimum overlap of 45mm).
- Install 3.75mm nails through all round holes into the top and bottom chords of the I-joist.
- Repeat the above steps to install plates on the other side of the I-joist, completing the installation.

Note: To ensure IHS is structurally adequate to strengthen I-joist with holes check with your I-joist supplier.



Product Information

Model No.	Size	Box Qty	Individual Barcode	Carton Barcode	Weight ea	Carton Dims (W x L x H) and weight
IHS240	248 x 236mm	5 Pairs	5015364960506	5015364947132	1.45kg	305 x 320 x 80mm, 7.4kg
IHS300	248 x 296mm	5 Pairs	5015364492908	5015364275099	1.55kg	305 x 320 x 80mm, 7.9kg
IHS350	248 x 345mm	4 Pairs	5015364731557	5015364731564	1.80kg	304 x 324 x 80mm, 7.2kg

Supplied as 2 sets of 2 interlocking plates (1 set per side of I-joist)

Designed and Tested

Simpson Strong-Tie® connectors have been designed and tested for use with specific types and sizes of nails or screws. The specified fastener size, type and quantity must be installed in the correct holes on the connector to achieve published loads.

Other factors such as the fastener material and finish are also important as the use of incorrect fasteners or misinstallation can compromise the connector performance and could lead to failure. Simpson Strong-Tie has a broad range of fasteners designed to suit our range of connectors.

Compatible Fasteners

Model No.	Size	Box Qty	Shank	Point	Head Type	Material & Finish
N10DHHDG-R	38mm x 3.75mm	120	Smooth	Diamond	Full Round	Hot-Dip Galvanised
N10D5HDG-R	38mm x 3.75mm	600	Smooth	Diamond	Full Round	Hot-Dip Galvanised

Fasteners		Type
Bracket Opening		
150mm	250mm	3.75x38mm
24	32	

