

HDU8

HDU Heavy Duty Holdown



Designed for use in shearwalls, CLT wall panels, braced-wall panels, other lateral applications in wood construction.

Simpson Strong-Tie offers a wide variety of holdown devices engineered and tested to perform and manufactured to the highest quality standards. The HDU Holdown is pre-deflected during the manufacturing process, virtually eliminating deflection under load due to material stretch.

Material

- Carbon Steel 3.5mm thick

Finish

- Z275 Galvanised



Features & Benefits

- Pre-deflected seat virtually eliminates deflection due to material stretch
- Uses Strong-Drive® SDS Heavy-Duty Connector screws which install easily, reduce fastener slip and provide a greater net section area of the post compared to bolts
- Strong-Drive SDS Heavy-Duty Connector screws are supplied with the holdowns to ensure proper fasteners are used (HDU8-SDS2.5 includes 20 – SDS 6.4mm x 64mm screws)
- Easy to install
- No stud bolts to countersink at openings

Applications

- Residential and commercial projects designed for use in shearwalls and braced-wall panels, as well as other lateral applications in wood construction
- HDU is also ideal for retrofit or new construction projects.



Simpson Strong-Tie® Australia
Call **1300 STRONG** (1300 787 664)
www.strongtie.com.au

Simpson Strong-Tie® New Zealand
Call **09 477 4440**
www.strongtie.co.nz

Simpson Strong-Tie Limited Warranty: For the Limited Warranty that applies to Simpson Strong-Tie products, please consult www.strongtie.com.au/warranty or www.strongtie.co.nz/warranty. To obtain a copy of the Limited Warranty, contact us at info.au@strongtie.com or info.nz@strongtie.com, or at the number provided here. The Limited Warranty contains important disclaimers, limitations and exclusions, and applies only if the products have been properly specified, installed, maintained, and used in accordance with the design limits and the structural, technical, and environmental specifications in the Simpson Strong-Tie Documentation. All future purchases of Simpson Strong-Tie products are subject to the terms of the Limited Warranty in effect as of the purchase date.

HDU8

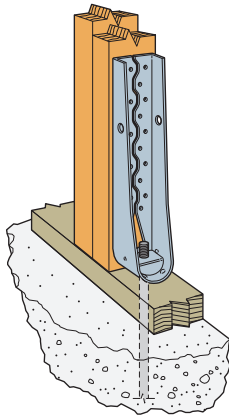
HDU Heavy Duty Holdown



Installation Steps

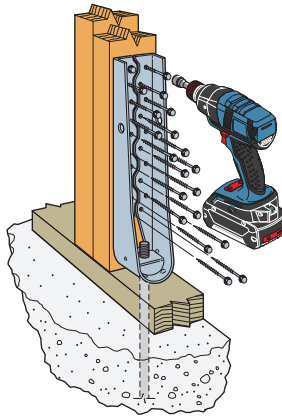
Step 1

Place bracket, crescent washer and stud anchor in position.



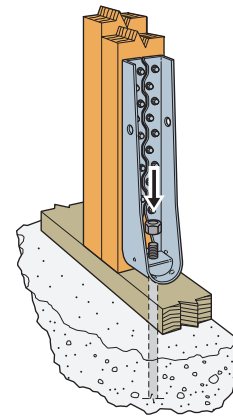
Step 2

Install included Strong-Drive SDS Heavy-Duty Connector screws using a low-speed high-torque drill with a 3/8" hex-head driver.



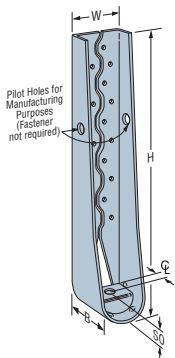
Step 3

- Apply and tension nut onto the stud anchor. Anchor bolt nut should be finger tight plus 1/8 to 1/2 turn with a hand wrench. Care should be taken not to over-tighten the nut



Product Information

Model No.	Size (mm)	Individual Barcode	Carton Qty	Carton Barcode	Weight ea	Carton Dim. (W x L x H) and weight
HDU8-SDS2.5	75 (W) x 420 (H) x 90 (B) x 38mm (SO)	707392934608	6	10707392934605	2.5kgs	200mm x 530mm x 165cm, 15.2kgs



HDU8-SDS2.5 includes 20 – SDS 6.4mm x 64mm screws) with Double-Barrier coating and a crescent washer

20x
SDS25212



Designed and Tested

Simpson Strong-Tie® connectors have been designed and tested for use with specific types and sizes of nails or screws. The specified fastener size, type and quantity must be installed in the correct holes on the connector to achieve published loads. Other factors such as the fastener material and finish are also important as the use of incorrect fasteners or misinstallation can compromise the connector performance and could lead to failure. Simpson Strong-Tie has a broad range of fasteners designed to suit our range of connectors.

Simpson Strong-Tie® Australia
Call **1300 STRONG** (1300 787 664)
www.strongtie.com.au

Simpson Strong-Tie® New Zealand
Call **09 477 4440**
www.strongtie.co.nz

Simpson Strong-Tie Limited Warranty: For the Limited Warranty that applies to Simpson Strong-Tie products, please consult www.strongtie.com.au/warranty or www.strongtie.co.nz/warranty. To obtain a copy of the Limited Warranty, contact us at info.au@strongtie.com or info.nz@strongtie.com, or at the number provided here. The Limited Warranty contains important disclaimers, limitations and exclusions, and applies only if the products have been properly specified, installed, maintained, and used in accordance with the design limits and the structural, technical, and environmental specifications in the Simpson Strong-Tie Documentation. All future purchases of Simpson Strong-Tie products are subject to the terms of the Limited Warranty in effect as of the purchase date.