

CJT

Concealed Joist Tie



Concealed Joist Tie Connectors for Solid Sawn, LVL and Glulam Beams - Supplied with dowels and screws


The CJT Concealed Joist Tie is part of our concealed structural connector range, which combines structural strength with invisibility. The CJT offers tested performance in a joist connection with a clean, concealed look. Designed for versatility as well as hidden beauty, the CJT allows the joist to be angled up to 45° up or down with no reduction in load. It is part of a concealed connector system that includes the CBT and CPT.

Features and Benefits:

- Manufactured in heavier gauge steel for a stronger connection
- Can be installed three ways: with no routing of the header/post or beam (for a quicker installation) or with the header/post or beam routed for a flush look
- Joists can be sloped up to 45° angle with full table loads
- This connector can be used for end of header joists or corner connections
- Tested and load-rated engineering data available
- Suitable for Glulam, LVL and solid sawn timber
- All pins and fasteners needed for installation are included


Material: 2.7mm steel

Finish: ZMAX® Galvanised



CJT3ZS

CJT4ZS



CJT5ZS

CJT6ZS

Installation

1. Install connector to beam using all supplied SDS screws using a 3/8" hex-head driver (BITHEXR38-R1 sold separately).

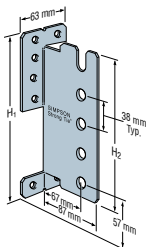
2. Router end of beam for flush installation. Insert top dowel pin in joist.

3. Attach joist and insert remaining pins. Pins should be centered in joist.

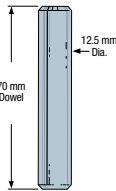


Product Information

Model No.	Joist Size mm	H1 Dim. mm	H2 Dim. mm	Post Screw (No. – Length x Dia., mm)	Joist Pins (No. – 12.7 x 70mm)	Carton Qty	Individual Barcode	Carton Barcode	Weight ea	Carton Dim. (W x L x H) and weight
CJT3ZS	85 x 150	141	113	6 – SDS6.4 x 76	3	4	707392884538	10707392884535	700g	23 x 23 x 17cm, 2.8kg
CJT4ZS	85 x 230	178	151	8 – SDS6.4 x 76	4	4	707392339458	10707392339455	730g	23 x 23 x 17cm, 2.9kg
CJT5ZS	85 x 290	217	10 – SDS6.4 x 76	5	4	707392443940	10707392443947	1.125kg	29 x 24 x 18.5cm, 4.5kg	
CJT6ZS	85 x 290	254	227	12 – SDS6.4 x 76	6	4	707392334637	10707392334634	1.325kg	29 x 24 x 18.5cm, 5.3kg



CJT5ZS
(Others similar)



Chamfered steel dowel
(Galvanised)



CJT3ZS



CJT4ZS



CJT5ZS



CJT6ZS

Designed and Tested

Simpson Strong-Tie® connectors have been designed and tested for use with specific types and sizes of nails or screws. The specified fastener size, type and quantity must be installed in the correct holes on the connector to achieve published loads. Other factors such as the fastener material and finish are also important as the use of incorrect fasteners or misinstallation can compromise the connector performance and could lead to failure. Simpson Strong-Tie has a broad range of fasteners designed to suit our range of connectors.

Partner Products

Model No.	Size	Box Qty	Thread	Point	Head Type	Material & Finish
SDS25300-R25	6.4mm x 76mm	25	Serrated Threads	Type 17	3/8" Hex Head	Double-Barrier Coating

Model No.	Drive Type	Length	Band Colour	Bit Qty per Pack	Material
BITHEXR38-R1	3/8" Hex	45mm (1 3/4")	Blue	1	Carbon Steel

