

VT-HP® High Performance Chemical Anchor



Strong. Reliable. Versatile.

VT-HP® is a high-performance fast cure vinyl ester resin-based chemical anchor developed for anchoring applications in cracked and non-cracked concrete 20MPa to 50MPa and qualified for use in seismic regions (**performance categories C1/C2**).



Features and Benefits


- Suitable for use in cracked and non-cracked concrete M8 to M30 / rebar Ø8 to Ø32.
- Qualified for use in seismic performance categories C1 and C2.
- Suitable for overhead installation.
- Styrene free, low odour for safe use in confined spaces - VOC Compliant (A+ rating).
- Excellent for use in cold and warm weather conditions or applications where fast cure is required.
- Can be used in dry and damp conditions, wet or flooded environments (not sea water).
- Fire rated.
- Fits 300ml standard caulking gun or DT300 by Simpson Strong-Tie, easy to dispense.

Applications

- Structural Steel.
- Steel Columns and Beams, Post Bases, Concrete Columns.
- Balcony Extensions.
- Post-installed rebar applications.
- Threaded Rod Anchoring.
- Facades, Safety Barriers.
- Fences, Gates, Industrial Garage and Warehouse applications.



Applications



Threaded Rod Anchoring



Rebar Doweling



Threaded Rod Anchoring

VT-HP® High Performance Chemical Anchor

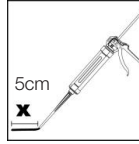


Installation

Note: Refer to product label for hole and cartridge preparation, installation and technical data.



Cartridge Preparation: Open cartridge, pull bag firmly upwards and cut. Attach supplied Simpson Strong-Tie nozzle to cartridge (Do not modify or use alternative nozzles), and insert cartridge into Simpson Strong-Tie dispensing tool. Dispense and discard the first 5cm of mixed product until uniform colour appear.



Installation:



Using a hammer drill, drill hole to specified diameter and depth.



Clean hole by brushing and blowing alternately:

- Manual Air Cleaning: 4x blow /4x brush / 4x blow for $\phi \leq 24$ mm & hef $\leq 10\phi$
- Compressed Air Cleaning: 4x blow /4x brush /4x blow for all drill hole diameters and depths (min. 6 bar compressed air).



Inject resin using a Simpson Strong-Tie® dispensing tool. Fill hole two-thirds full, starting from bottom of hole, withdraw the nozzle after each trigger to prevent air pockets.



Insert clean, oil-free threaded rod/rebar, turning slowly until anchor/threaded rod reaches bottom of hole. The anchor can be loaded after the required curing time. Applied torque shall not exceed the values T_{max}.

Base Material


- Normal and Lightweight Concrete (cracked and non-cracked)
- Grout-filled and Hollow Concrete Block (when used with screen tubes)
- Certain un-reinforced masonry applications

VT-HP Curing Schedule for Concrete and Masonry - Maximum working time and minimum curing time

Concrete Temperature	Gelling/Working Time	Minimum Curing Time in Dry Concrete	Minimum Curing Time in Wet Concrete
-10°C to -6°C*	90 min	24 h	x2
-5°C to -1°C*	90 min	14 h	x2
0°C to +4°C*	45 min	7 h	x2
+5°C to +9°C	25 min	2 h	x2
+10°C to +19°C	15 min	80 min	x2
+20°C to +29°C	6 min	45 min	x2
+30°C to +34°C	4 min	25 min	x2
+35°C to +40°C	2 min	20 min	x2
+40°C	1,5 min	15 min	x2

- * Resin temperature must be at least 15 Degree's Celsius
- * All specifications based on supplied mixer
- * Full cure time is 24 hours for dry conditions
- * In wet concrete the curing time must be doubled

Approvals



Note: Cardboard Merchandiser Ordered Separately

Product Information

Model No.	Size	Box Qty	Pack Barcode	Carton Barcode	Weight ea	Carton Dims (W x L x H) and weight
VT-HP300GREY	300 ml	12	5015364001216	5015364001223	0.54 kg	330 x 170 x 265 mm 6.48 kg
Each cartridge tube includes 2 mixing nozzles						
Accessories		Pack Qty				
DT300	Dispenser	1	3523140800707	3523140913605	0.82 kg	240 x 365 x 430 mm 9.82 kg
MN1-RP10	Nozzle	10	3523140628905	3523140670508	0.16 kg	190 x 350 x 150 mm 0.97 kg

Simpson Strong-Tie® Australia
Call **1300 STRONGTIE (1300 787664)**
www.strongtie.com.au

Simpson Strong-Tie® New Zealand
Call **09 477 4440**
www.strongtie.co.nz

Simpson Strong-Tie Limited Warranty: For the Limited Warranty that applies to Simpson Strong-Tie products, please consult www.strongtie.com.au/warranty or www.strongtie.co.nz/warranty. To obtain a copy of the Limited Warranty, contact us at info.au@strongtie.com or info.nz@strongtie.com, or at the number provided here. The Limited Warranty contains important disclaimers, limitations and exclusions, and applies only if the products have been properly specified, installed, maintained, and used in accordance with the design limits and the structural, technical, and environmental specifications in the Simpson Strong-Tie Documentation. All future purchases of Simpson Strong-Tie products are subject to the terms of the Limited Warranty in effect as of the purchase date.