

THD

Titen HD® Heavy Duty Screw Anchor for Concrete and Masonry



The Titen HD offers low installation torque and outstanding performance

The THD is a high-strength screw anchor for use in cracked and uncracked concrete, as well as uncracked masonry.


Material & Finish

- Carbon Steel, Mechanically Galvanised



Features & Benefits

- Serrated cutting teeth and patented thread design reduce installation torque, enable quick and easy installation
- Removable and ideal for temporary anchoring
- Hex-Washer Head increases bearing surface and requires no separate washer,
- Head Stamp for easy Post-Installation Inspection
- Vibration and Shock Resistant
- Excellent Minimum Edge Distance Performance
- Ductile Anchor Through Proprietary Heat-Treatment Process



Serrated Teeth facilitate cutting and reduce installation torque



Easy Post-installation Inspection: The head is stamped with the Simpson Strong-Tie "S" sign and the anchor size in mm



Highly Ductile: Can be bent to a right angle (90 degrees) and remain intact without snapping or breakage

Applications

- | | | |
|---|---|--|
| <ul style="list-style-type: none"> • Timber Bottom Plate and Holdown Fixings • Structural Steel • Subway/Railway Fixings • Machinery and Equipment • Concrete Formwork and Bracing | <ul style="list-style-type: none"> • Access Equipment: Ladders, Staircases • Ledgers • Overhead Anchoring (Tension Zones) • Strut and Pipe Hangers • Junction Boxes and Control Panels | <ul style="list-style-type: none"> • Racking, Mezzanines, Conveyors • Furniture and Storage • Guardrails, Railings, Fencing |
|---|---|--|

Base Material

- Cracked and Uncracked Concrete
- Grout-filled and Hollow Concrete Block

Approvals

- Complies with AS5216
- ETA-12/0060 (Option 1)
- BRANZ Appraisal 983 (2023) for applications related to bottom plate fixings and holdown applications per NZS 3604 using Titen HD

Simpson Strong-Tie® Australia
Call **1300 STRONG** (1300 787 664)
www.strongtie.com.au

Simpson Strong-Tie® New Zealand
Call **09 477 4440**
www.strongtie.co.nz

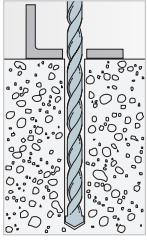
Simpson Strong-Tie Limited Warranty: For the Limited Warranty that applies to Simpson Strong-Tie products, please consult www.strongtie.com.au/warranty or www.strongtie.co.nz/warranty. To obtain a copy of the Limited Warranty, contact us at info.au@strongtie.com or info.nz@strongtie.com, or at the number provided here. The Limited Warranty contains important disclaimers, limitations and exclusions, and applies only if the products have been properly specified, installed, maintained, and used in accordance with the design limits and the structural, technical, and environmental specifications in the Simpson Strong-Tie Documentation. All future purchases of Simpson Strong-Tie products are subject to the terms of the Limited Warranty in effect as of the purchase date.

THD

Titen HD® Heavy Duty Screw Anchor for Concrete and Masonry

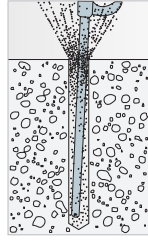
SIMPSON
Strong-Tie®

Installation Steps



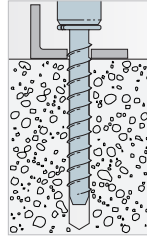
Step 1 - Drill

Drill a hole in the base material using a carbide drill bit the same diameter as the nominal diameter of the anchor to be installed. Drill the hole to the specified embedment depth plus 13 mm minimum to allow the thread tapping dust to settle



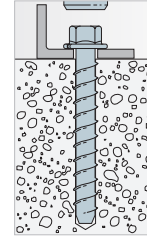
Step 2 - Blow

Blow it clean using compressed air. Overhead installations need not be blown clean. Alternatively, drill the hole deep enough to accommodate embedment depth and dust from drilling and tapping.



Step 3 - Tighten

Insert the anchor through the fixture and into the hole. Tighten the anchor into the base material until the hex washer head contacts the fixture.



Step 4 - Check

If the anchor will not install completely, remove the anchor and assure that all dust has been evacuated or drill the hole deeper. Begin re-installation of the anchor by hand to prevent cross-threading.

Do not use impact wrenches to install into hollow CMU.

Product Information

Model No. (* are stocked in AU)	Dia.	Length	Wrench Size	Each Barcode	Box				Carton			
					Box Qty	Box Barcode	WxLxH (mm)	kg	Ctn Qty	Ctn Barcode	WxLxH (mm)	kg
THD08080MG	M8	80mm	13mm	5397062503606	50	5397062503613	95x240x90	2.2	200	15397062503603	250x380x105	9.0
THD08100MG		100mm		5397062503903		5397062503910	95x240x90	5.6		15397062503900	250x380x105	10.7
THD08120MG		120mm		5397062504207		5397062504214	95x320x90	2.9		15397062504204	200x330x105	6.0
THD08140MG		140mm		5397062504504		5397062504511	95x320x90	3.3		15397062504501	200x330x105	7.0
THD10060MG*	M10	60mm	15mm	5397062911104	50	5397062911128	95x240x90	2.7	200	15397062911101	250x380x105	11
THD10080MG		80mm		5397062505006		5397062505013	95x240x90	3.3		15397062505003	250x380x105	13.5
THD10090MG		90mm		5397062505204		5397062505211	95x240x90	3.6		15397062505201	250x380x105	14.7
THD10100MG*		100mm		5397062505402		5397062505419	95x240x90	3.9		15397062505409	250x380x105	15.9
THD10120MG	M12	120mm	18mm	5397062505600	20	5397062505617	95x320x90	4.5	80	15397062505607	200x330x105	9.2
THD10140MG		140mm		5397062505808		5397062505815	95x320x90	5.1		15397062505805	200x330x105	10.5
THD10160MG		160mm		5397062506003		5397062506010	95x320x90	5.8		15397062506000	200x330x105	11.8
THD12075MG		75mm		5397062531005		5397062531029	95x240x90	2.0		15397062531002	250x380x105	8.1
THD12110MG*	M12	110mm	18mm	5397062506201	20	5397062506218	95x240x90	2.5	80	15397062506208	250x380x105	10.5
THD12130MG*		130mm		5397062506409		5397062506416	95x240x90	2.9		15397062506406	250x380x105	11.7
THD12150MG*		150mm		5397062506607		5397062506614	95x240x90	3.2		15397062506604	250x380x105	13.3
THD12190MG		190mm		5397062511205		5397062511212	95x240x90	3.9		15397062511202	250x380x105	15.7
THD12230MG	M16	230mm	24mm	707392953784	25	707392768029	95x320x90	5.7	50	10707392953781	200x330x105	11.6
THD16130MG		130mm		5397062506805		5397062506812	95x320x90	2.9		15397062506802	200x330x105	11.6
THD16150MG*		150mm		5397062510000		5397062510024	95x240x90	3.2		15397062510007	250x380x105	13.1
THD20150MG*		M20		150mm		30mm	5397062507109	5		5397062507116	95x240x90	2.5
THD20170MG*	170mm		5397062507307	5397062507314	95x320x90		2.8		15397062507304	200x330x105	5.7	

- Mechanically galvanised finish is ≥ 12 microns in accordance with EN ISO 12683, Type 1. Not for use in highly corrosive or outdoor environments.
- Other sizes available in MG finish by special order, contact Simpson Strong-Tie for details.
- Length is measured from the underside of the head to the tip of the anchor.
- The max. fixture holes are limited to the outside diameter of the anchor based on ETAG 001, Annex C.
- Titen HD® 12 x 230mm Masonry Screw for retrofitting URM cavity walls for out-of-plane composite behaviour.



Individually Flagged
Screw Anchor Example



Box Example



Carton Example

Simpson Strong-Tie® Australia
 Call **1300 STRONG (1300 787 664)**
www.strongtie.com.au

Simpson Strong-Tie® New Zealand
 Call **09 477 4440**
www.strongtie.co.nz

Simpson Strong-Tie Limited Warranty: For the Limited Warranty that applies to Simpson Strong-Tie products, please consult www.strongtie.com.au/warranty or www.strongtie.co.nz/warranty. To obtain a copy of the Limited Warranty, contact us at info.au@strongtie.com or info.nz@strongtie.com, or at the number provided here. The Limited Warranty contains important disclaimers, limitations and exclusions, and applies only if the products have been properly specified, installed, maintained, and used in accordance with the design limits and the structural, technical, and environmental specifications in the Simpson Strong-Tie Documentation. All future purchases of Simpson Strong-Tie products are subject to the terms of the Limited Warranty in effect as of the purchase date.